

# **REPORT ON THE HISTORICAL SAFEX PRICE AS WELL AS THE FUTURE SAFEX PRICE WITH RESPECT TO YELLOW MAIZE AND SOYBEAN**

**(As on 17 January 2022)**

## **Background**

1. The Advisory Committee: Economics and Markets has decided on 12 October 2021 that a “Report on the Historical Safex price as well as the Future Safex Price with respect to Yellow Maize and Soybean” be submitted. (Please refer to the minutes of 12 October 2021, resolution 13.1.1)

*“Mr Kraamwinkel said that in terms of the future, it might be worthwhile to bring out a monthly or two monthly report which indicated historical prices and future prices in South Africa, without trying to analyze all the underlying factors. His view was that the collective need was for everyone to understand the historical course of prices and what the future prices would be. He said that if this were to be a monthly Milk SA report, SAMPRO would be able to handle it with reasonable ease; and that it would consist of four graphs. He said that as market signals changed frequently, he would be inclined to say that the four graphs should be provided monthly to reflect the situation.”*

*“Mr Kraamwinkel proposed that the report be sent to the Advisory Committee as a detailed report, with the Work Group’s suggestion that a document be produced monthly which contained the four graphs - the reason being that to bring out such a detailed report every month was too time-consuming and would not give greater certainty on future prices than could be deduced from the graphs.”*

## **Resolved:**

7.1	That the four graphs entitled “Historical Safex Price – Yellow Maize”; “Future Safex Price – Yellow Maize, recorded on ...”; Historical Safex Price – Soyabean”; and “Future Safex Price – Soybean, recorded on...” - going back to January 2016 - would be presented quarterly, with the future prices for the following six months.	Mr Theron & Industry Information Work Group
-----	---	---

## **SAFEX HISTORIC AND FUTURE PRICES OF MAIZE AND SOYBEAN**

2. This section of the report includes the following information:

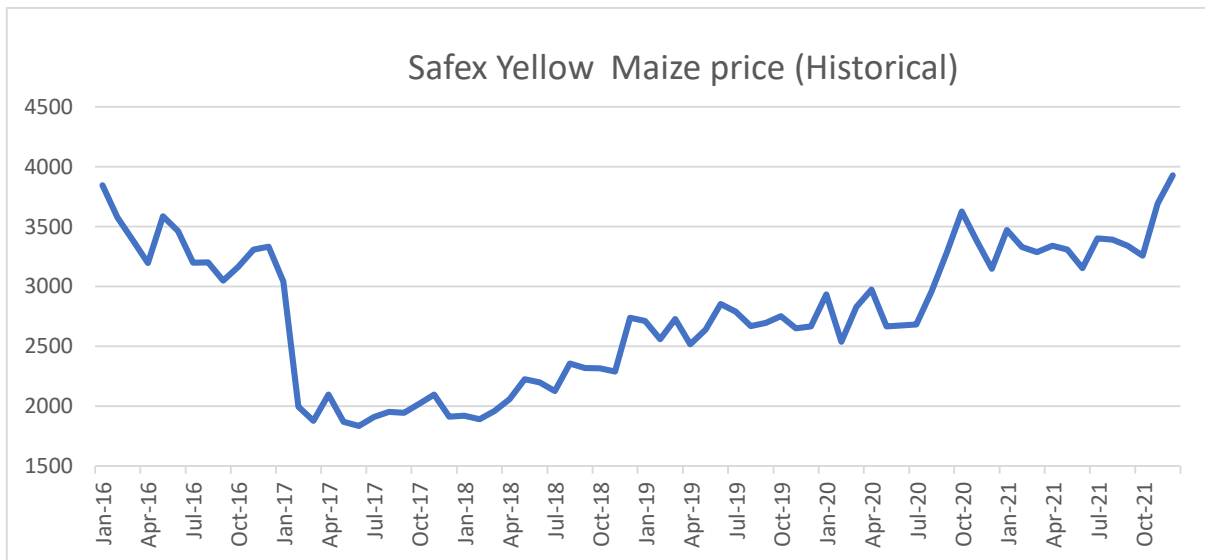
**Historical Safex** price information with respect to Yellow Maize for the period January 2016 – December 2021 (see Graph 1);

**Future Safex** price information with respect to Yellow Maize for the period February to July 2022 (see Graph 2);

**Historical Safex** price information with respect to Soybean for the period January 2016 – December 2022 (see Graph 3);

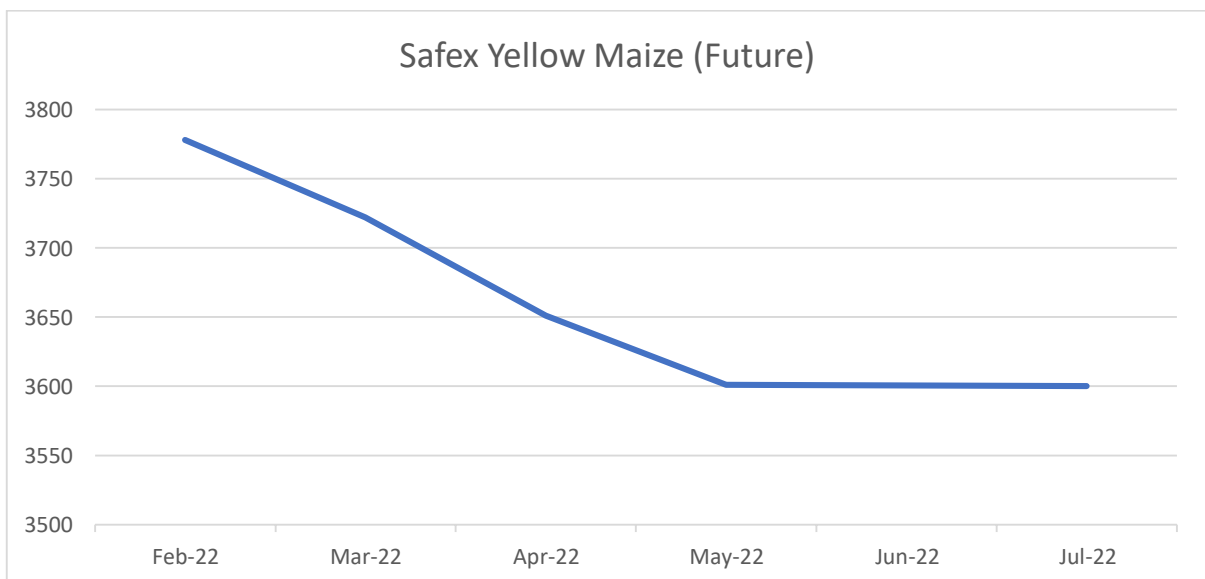
**Future Safex** price information with respect to Soybean for the period March to September 2022 (see Graph 4).

**Graph 1 : Historical Safex Price – Yellow Maize (January 2016 – December 2021)**



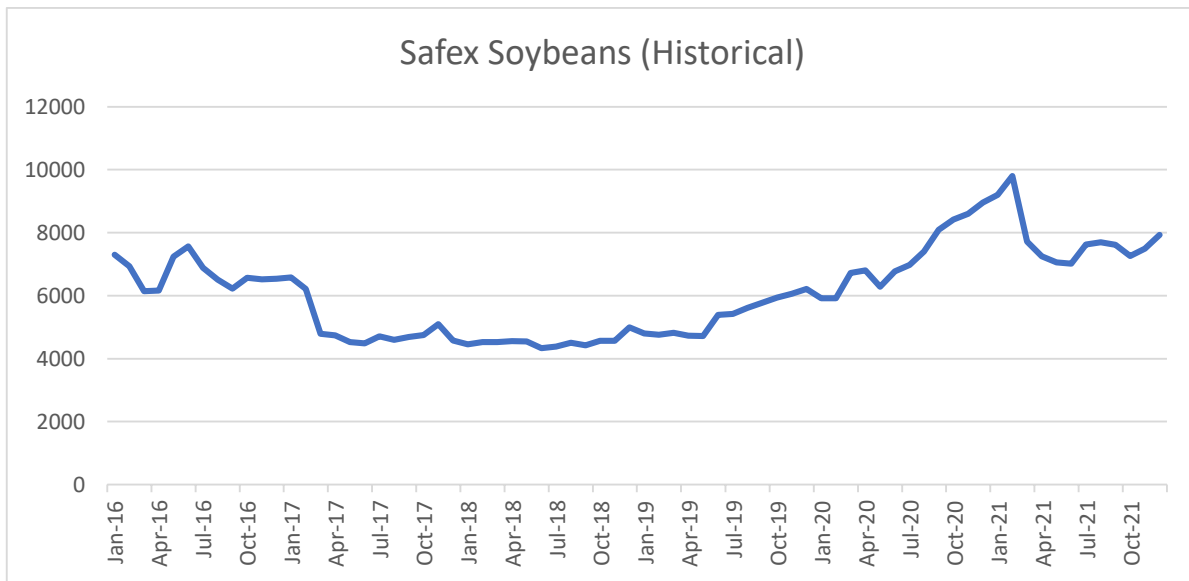
Source: Sagis (17 January 2022)

**Graph 2 : Future Safex Price – Yellow Maize (February 2022 – July 2022)**



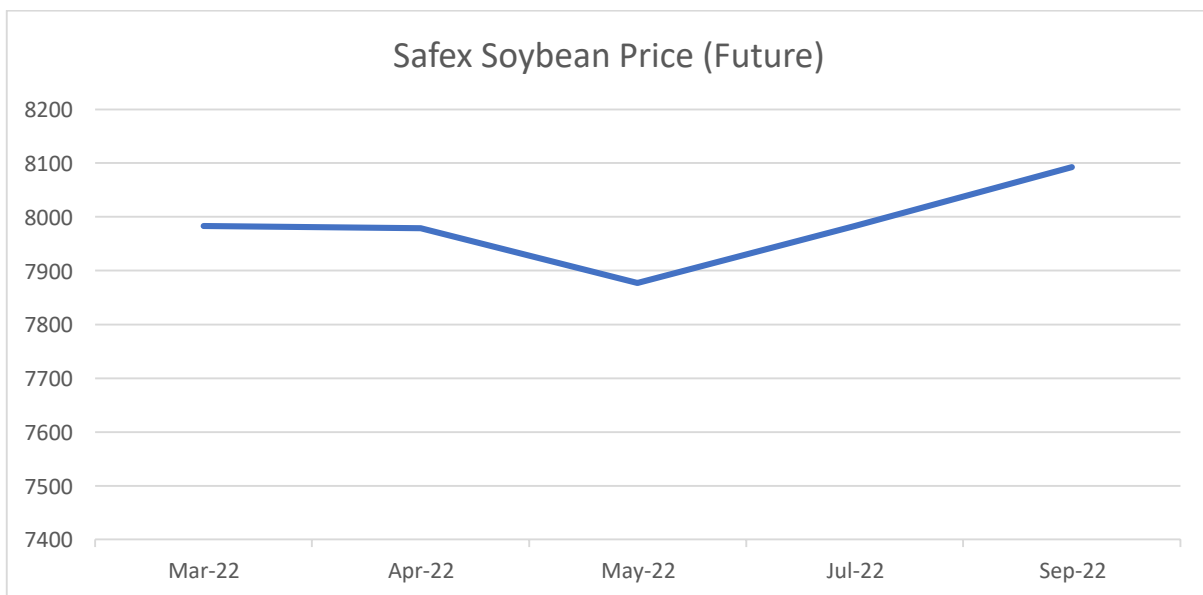
Source: Sagis (17 January 2022)

**Graph 3 : Historical Safex Price – Soybean (January 2016 – December 2021)**



Source: Sagis (17 January 2022)

**Graph 4 : Future Safex Price – Soybean (March 2021 – September 2022)**



Source: Sagis (17 January 2022)

Compiled by: Jan Theron

Researcher: SAMPRO

17 January 2022