



REPORT ON THE HISTORICAL SAFEX PRICES AS WELL AS THE FUTURE SAFEX PRICES OF YELLOW MAIZE AND SOYBEANS AS ON 13 JUNE 2022

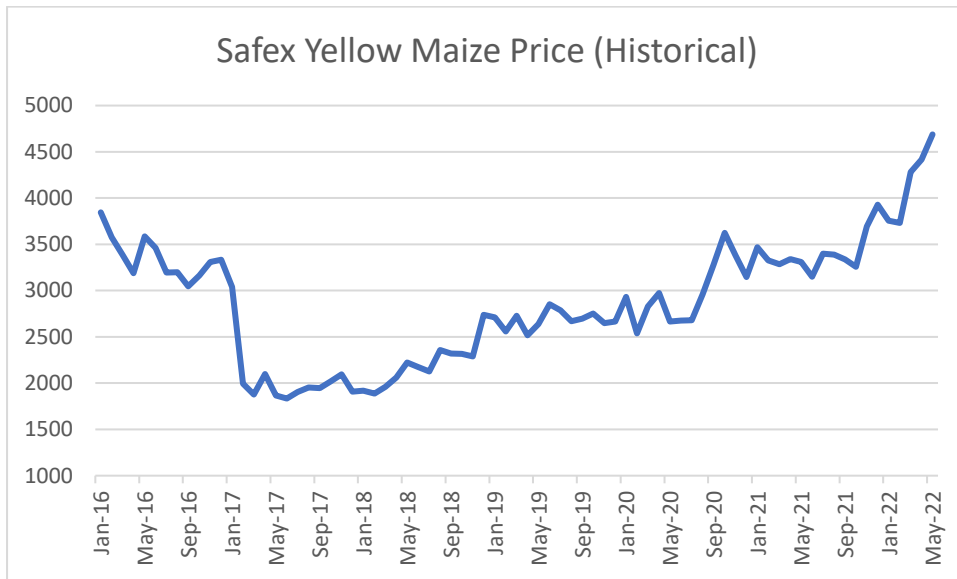
(Prepared by the Office of SAMPRO)

Background

1. During the Industrial Information Work Group meeting of Milk SA, dated 25 January 2022, it was decided that the Office of SAMPRO should submit a monthly report on the historical as well as future Safex price of maize and soybeans.

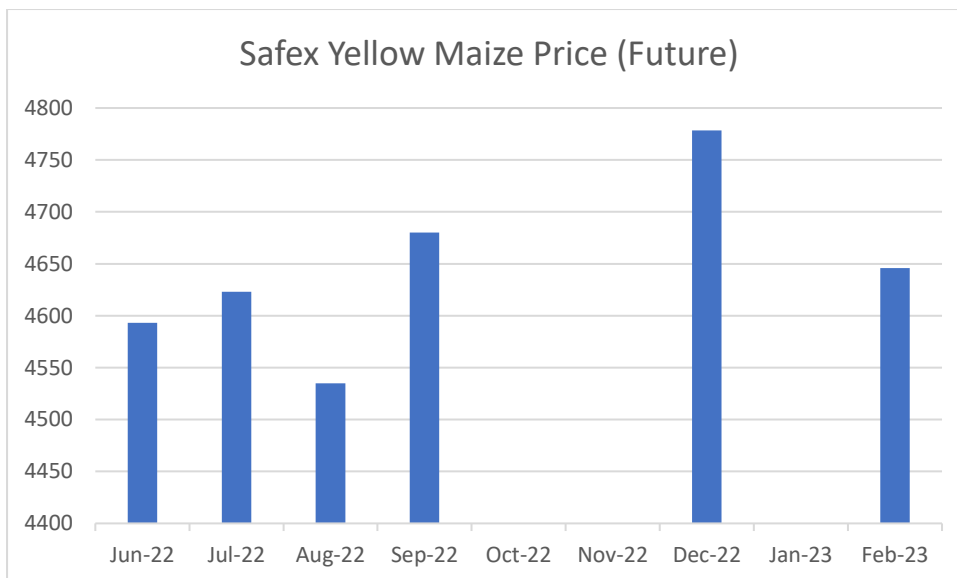
2. The historical and future price movements of maize and soybeans are portrayed within the following four graphs:
 - **Historical Safex** price information with respect to Yellow Maize for the period January 2016 – May 2022 (see Graph 1);
 - **Future Safex** price information with respect to Yellow Maize for the period June 2022 to February 2023 (see Graph 2);
 - **Historical Safex** price information with respect to Soybeans for the period January 2016 – May 2022 (see Graph 3); and
 - **Future Safex** price information with respect to Soybeans for the period June 2022 to March 2023 (see Graph 4).

Graph 1: Historical Safex Price – Yellow Maize (January 2016 – May 2022) ¹⁾



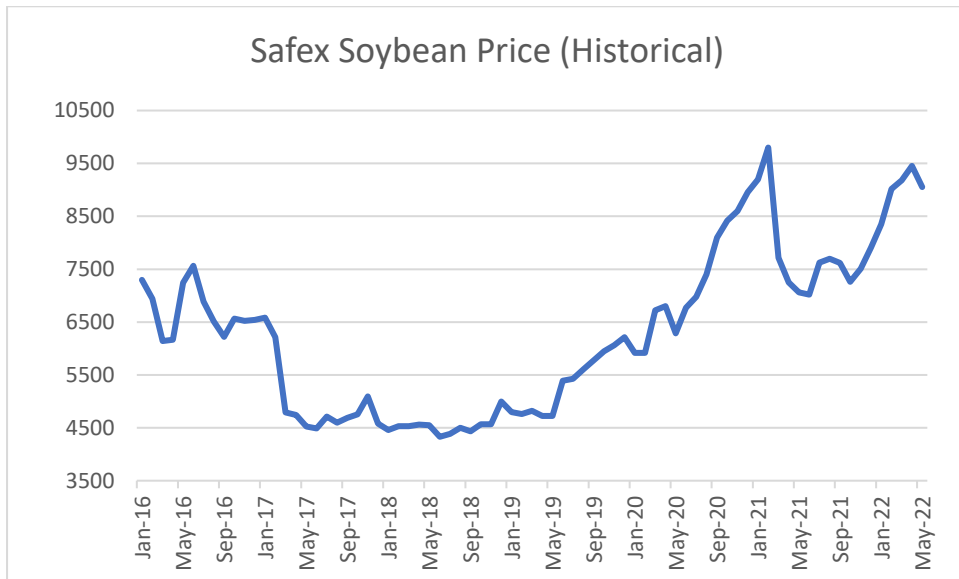
1) Source: Grain SA (13 June 2022)

Graph 2: Future Safex Price – Yellow Maize (June 2022 – February 2023) ²⁾



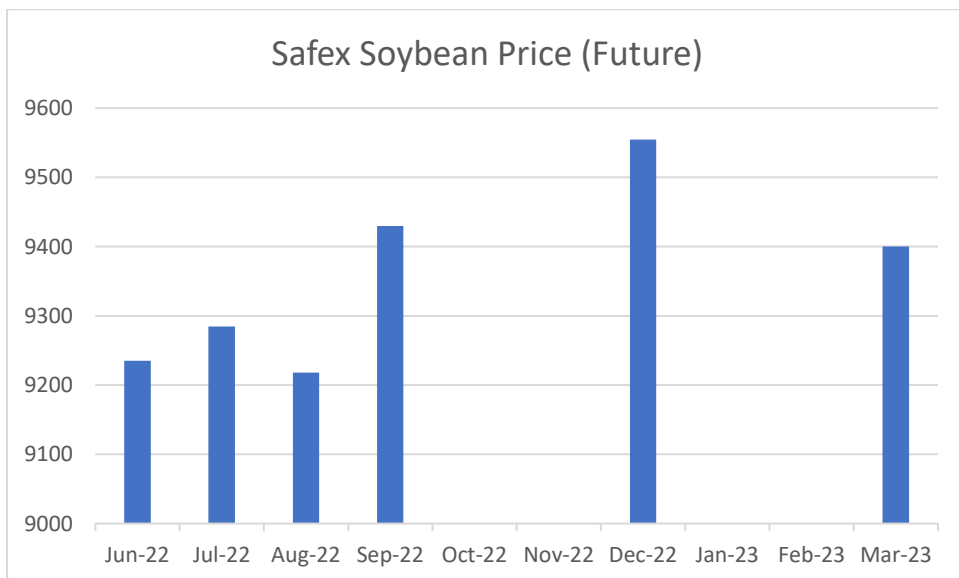
2) Source: Grain SA (13 June 2022)

Graph3: Historical Safex Price – Soybean (January 2016 – May 2022)³⁾



3) Source: Grain SA (13 June 2022)

Graph 4: Future Safex Price – Soybean (June 2022 – March 2023)⁴⁾



4) Source: Grain SA (13 June 2022)

3. The Crop estimates committee (CEC) has published their fourth production forecast for summer crops for 2022 on 26 May 2022. The areas planted and crop estimates for maize and soybeans are as follows:

Table 1

Crop	Area planted 2022 Ha (A)	4 th forecast 2022 Tons (B)	3 rd forecast 2022 Tons (C)	Area planted 2021 Ha (D)	Final crop 2021 Tons (D)	Change % (B) / (C)
Commercial						
White maize	1 575 000	7 553 050	7 553 050	1 691 900	8 600 000	-
Yellow maize	1 048 000	7 170 300	7 170 300	1 063 500	7 715 000	-
Total maize	2 623 000	14 723 350	14 723 350	2 755 400	16 315 000	-
Soybeans	925 300	1 930 700	1 885 850	827 100	1 897 000	+2.38
Non-Commercial Maize						
Total Maize	378 800	667 000	656 225	362 900	636 440	+1.64
Maize: Commercial and Non-Commercial						
Total Maize RSA	3 001 800	15 390 350	15 379 575	3 118 300	16 951 440	+0.07

Compiled by: Jan Theron

Researcher: SAMPRO

13 June 2022