



REPORT ON THE HISTORICAL SAFEX PRICES AS WELL AS THE FUTURE SAFEX PRICES OF YELLOW MAIZE AND SOYBEANS AS ON 17 OCTOBER 2022

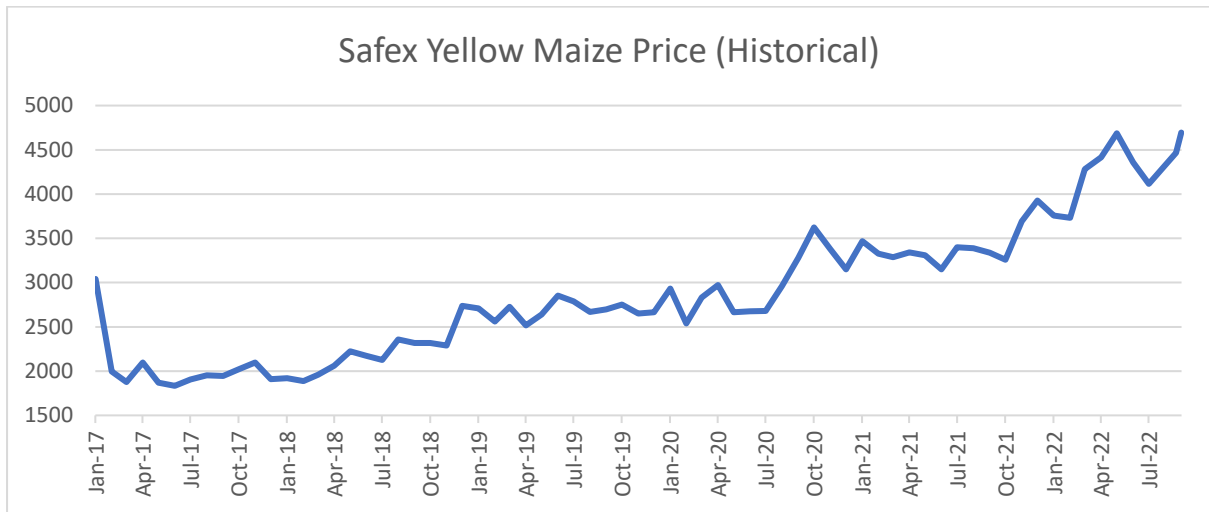
(Prepared by the Office of SAMPRO)

Background

1. During the Industrial Information Work Group meeting of Milk SA, dated 25 January 2022, it was decided that the Office of SAMPRO should submit a monthly report on the historical as well as future Safex price of maize and soybeans.

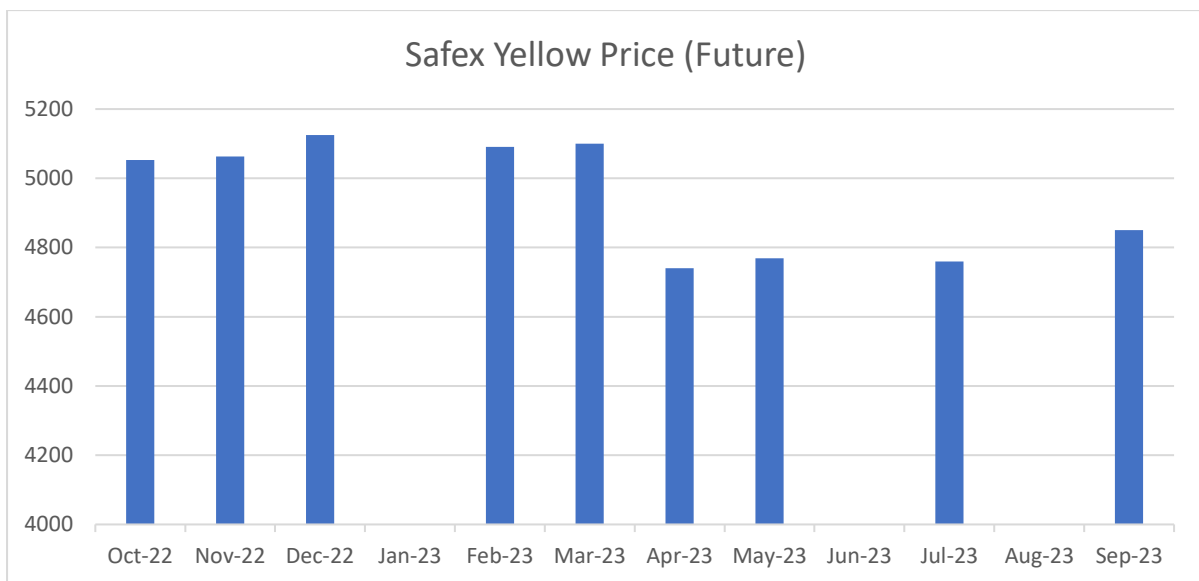
2. The historical and future price movements of maize and soybeans are portrayed within the following four graphs:
 - **Historical Safex** price information with respect to Yellow Maize for the period January 2017 to September 2022 (see Graph 1);
 - **Future Safex** price information with respect to Yellow Maize for the period October 2022 to September 2023 as recorded on 17 October 2022 (see Graph 2);
 - **Historical Safex** price information with respect to Soybeans for the period January 2017 to September 2022 (see Graph 3); and
 - **Future Safex** price information with respect to Soybeans for the period October 2022 to September 2023 as recorded on 17 October 2022 (see Graph4).

Graph 1: Historical Safex Price – Yellow Maize (January 2017 to September 2022) ¹⁾



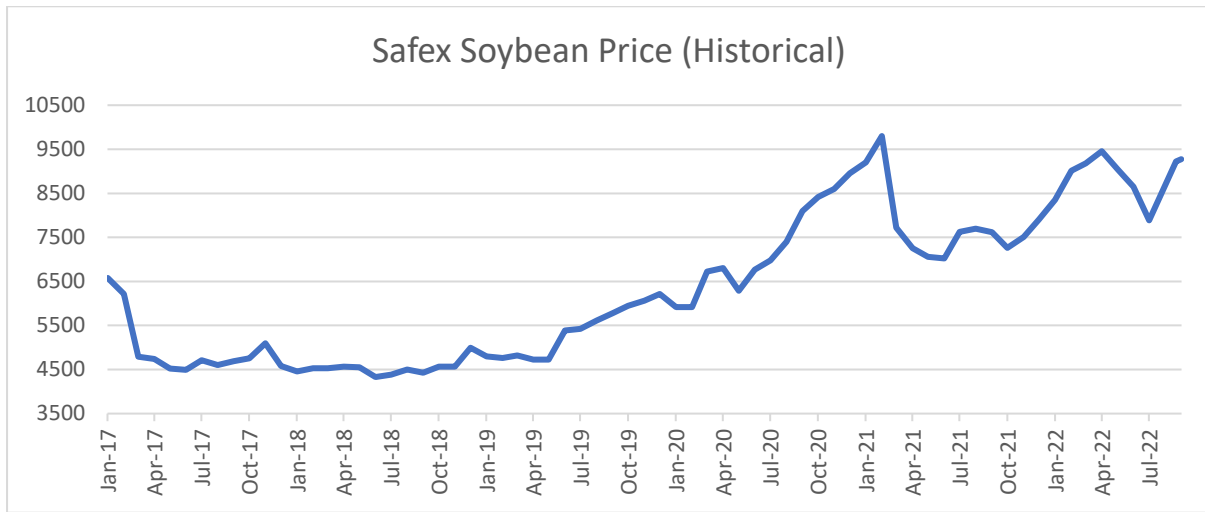
1) Source: Grain SA (17 October 2022)

Graph 2: Future Safex Price – Yellow Maize (October 2022 to September 2023) ²⁾
as recorded on 17 October 2022



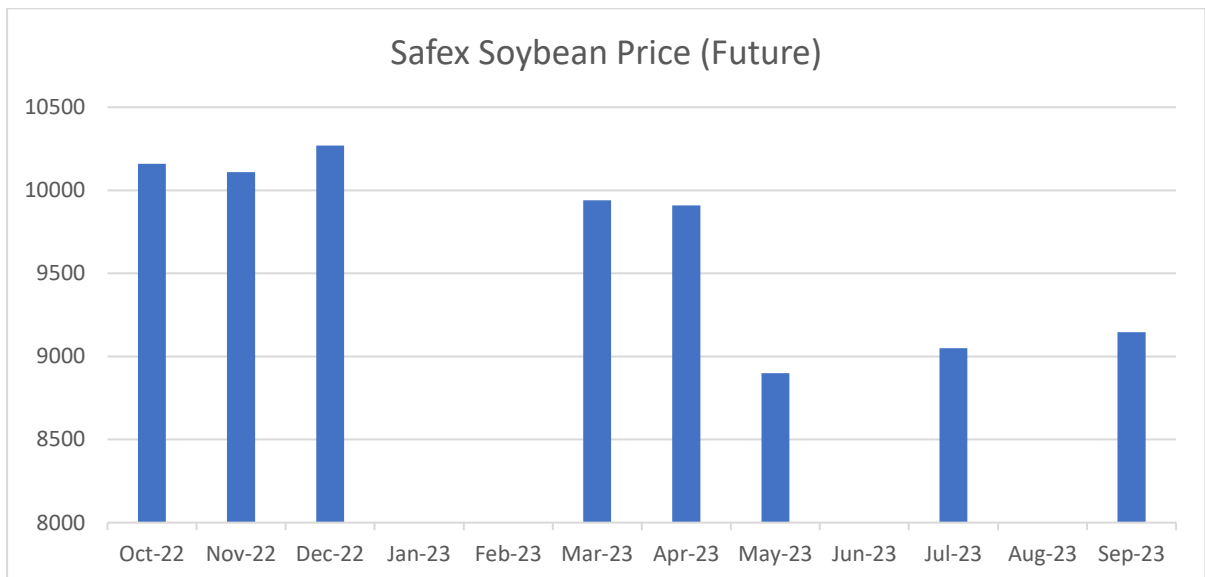
2) Source: Grain SA (17 October 2022)

Graph3: Historical Safex Price – Soybean (January 2017 to September 2022) ³⁾



3) Source: Grain SA (17 October 2022)

Graph 4: Future Safex Price – Soybean (October 2022 to September 2023) ⁴⁾
as recorded on 17 October 2022



4) Source: Grain SA (17 October 2022)

3. The Crop Estimates Committee (CEC)⁵⁾ has published their eighth production forecast for summer crops for 2022 on 28 September 2022. The areas planted and crop estimates for maize and soybeans are as follows:

Table 1

Crop	Area planted 2022 Ha (A)	8 th forecast 2022 Tons (B)	7 th forecast 2022 Tons (C)	Area planted 2021 Ha (D)	Final crop 2021 Tons (D)	Change % (B) / (C)
Commercial						
White maize	1 575 000	7 789 750	7 637 050	1 691 900	8 600 000	+2,00
Yellow maize	1 048 000	7 470 050	7 367 050	1 063 500	7 715 000	+1,40
Total maize	2 623 000	15 259 800	15 004 100	2 755 400	16 315 000	+1.70
Soybeans	925 300	2 201 000	2 172 000	827 100	1 897 000	+1,33
Non-Commercial Maize						
Total Maize	378 800	667 000	667 000	362 900	636 440	-
Maize: Commercial and Non-Commercial						
Total Maize RSA	3 001 800	15 926 800	15 671 100	3 118 300	16 951 440	+1,63

Compiled by: Jan Theron

Researcher: SAMPRO

17 October 2022

5) *The members of the CEC are as follows:
 3 members who are officials of the Department of Agriculture, Land Reform and Rural Development
 9 members who are officials of the Provincial Departments of Agriculture
 3 members who are officials of the Agricultural Research Council (one each from the Institute for Soil, Climate and Water; the Small Grain Institute and the Institute for Grain Crops)
 1 member who is an official of Stats SA
 1 member who is an official of the Bureau for Food and Agricultural Policy*

Note: Organisations involved in grain trading (buying and selling of grain) do not serve on the Committee