

# DAIRY DIGITS



## OCTOBER 2022

Dairy Digits is a Milk SA feature. It is also available on the Milk SA website: [milk.co.za](http://milk.co.za).

**Table 1** Key market indicators

Item	Period	Value	Percentage change (same period previous year)
Unprocessed milk purchased ('000 tonnes)	2020 <sup>1</sup>	3 427*	-0,16%
Unprocessed milk purchased ('000 tonnes)	2021 <sup>1</sup>	3 403	-0,71%
Unprocessed milk purchased ('000 tonnes) estimate	July 22 <sup>1</sup>	257	+0,42%
Unprocessed milk purchased ('000 tonnes) estimate	Jan 22 <sup>1</sup> –July 22 <sup>1</sup>	1 768	-1,11%
Dairy imports ('000 tonnes)	2021 <sup>2</sup>	75,6	+24,8%
Dairy imports ('000 tonnes)	Jan 22 <sup>2</sup> –June 22 <sup>2</sup>	26,4	-25,6%
Dairy exports ('000 tonnes)	2021 <sup>2</sup>	51,0	+9,2%
Dairy exports ('000 tonnes)	Jan 22 <sup>2</sup> –June 22 <sup>2</sup>	24,3	-1,8%
Dairy exports inclusive of sales to other SACU countries ('000 tonnes) <sup>5</sup>	Jan 22 <sup>2</sup> –June 22 <sup>2</sup>	92,1	-5,0%
Producer price index of unprocessed milk (base Dec 20 = 100) <sup>3</sup>	July 22 <sup>3</sup>	127,7	+8,0%
Farm requisite price index (base 2010 = 100) <sup>4</sup>	Jan 22 <sup>4</sup>	145,4	+10,7%
Producer price index of dairy products (base Dec 20 = 100) <sup>3</sup>	July 22 <sup>3</sup>	121,3	+10,2%

Source:

<sup>1</sup> Milk SA returns

<sup>2</sup> SARS statistics supplied by SAMPRO

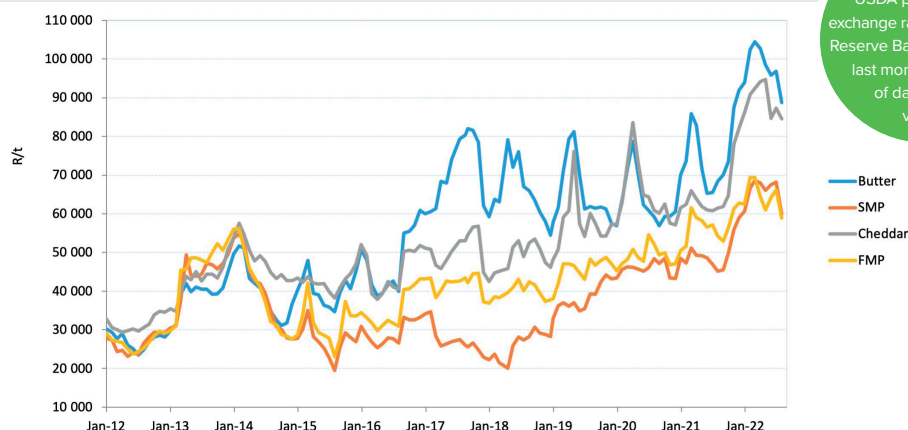
<sup>3</sup> Stats SA PPI index

<sup>4</sup> Department of Agriculture, Land Reform and Rural Development (DALRRD) price index of farm requisites

<sup>5</sup> SARS statistics supplied by Agri Inspec

\*Feb 2020 = 29 days

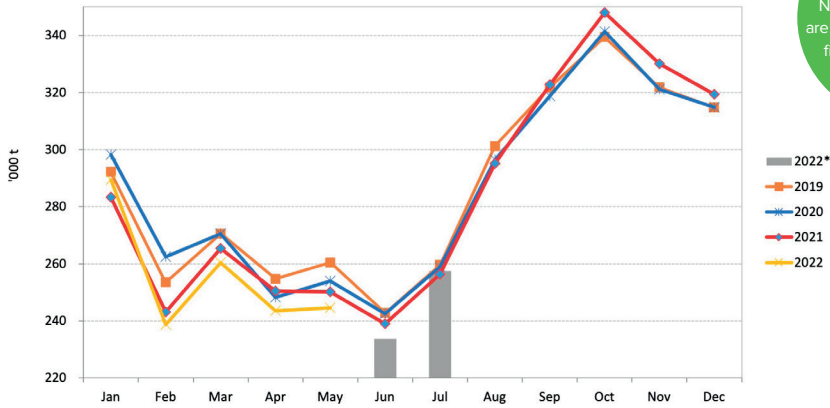
**Figure 1** International dairy product prices (free on board), Jan 2012–Aug 2022



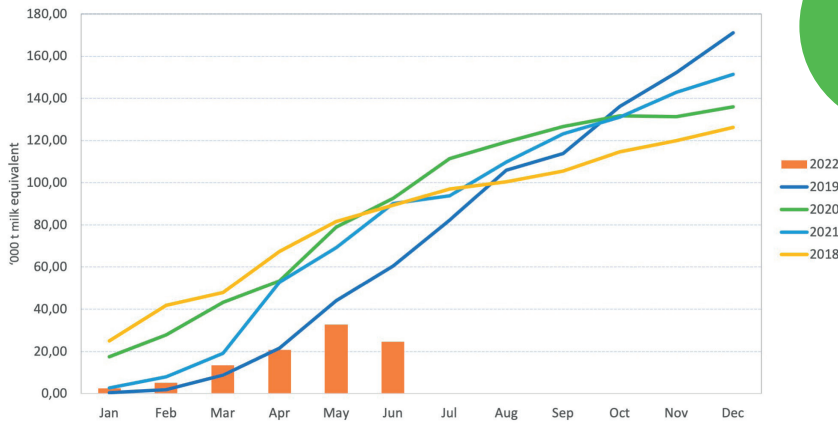
Source:  
USDA price surveys,  
exchange rate South African  
Reserve Bank middle rates,  
last month – average  
of daily closing  
values.

**Acronyms and abbreviations:** Milk South Africa (Milk SA) • Milk Producers' Organisation (MPO) • South African Milk Processors' Organisation (SAMPRO) • Statistics South Africa (Stats SA) • South African Revenue Service (SARS) • United States Department of Agriculture (USDA) • producer price index (PPI) • consumer price index (CPI) • Department of Agriculture, Land Reform and Rural Development (DALRRD) • full-cream milk powder (FMP) • skimmed milk powder (SMP) • ultra-high temperature (UHT) processed

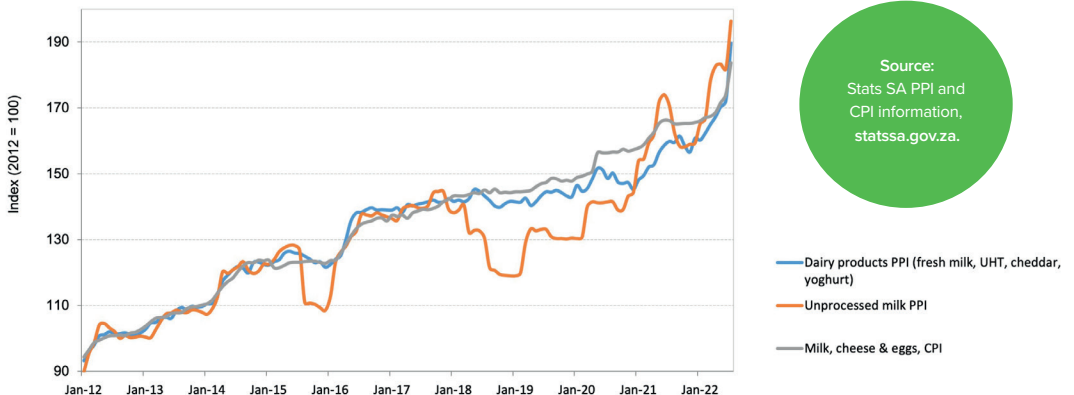
**Figure 2** Monthly unprocessed milk purchase trends, Jan 2019–July 2022



**Figure 3** Monthly cumulative net imports, milk equivalent, Jan 2019–June 2022



**Figure 4** PPI indices of unprocessed milk and dairy products, and the CPI of milk, cheese, and eggs, Jan 2012–July 2022



**This publication is compiled from sources that are deemed reliable.** However, Milk SA and the contributors to the publication accept no responsibility for the accuracy of the information. The information is, furthermore, intended to provide market signals only and Milk SA indemnifies itself against any actions based on this information.