



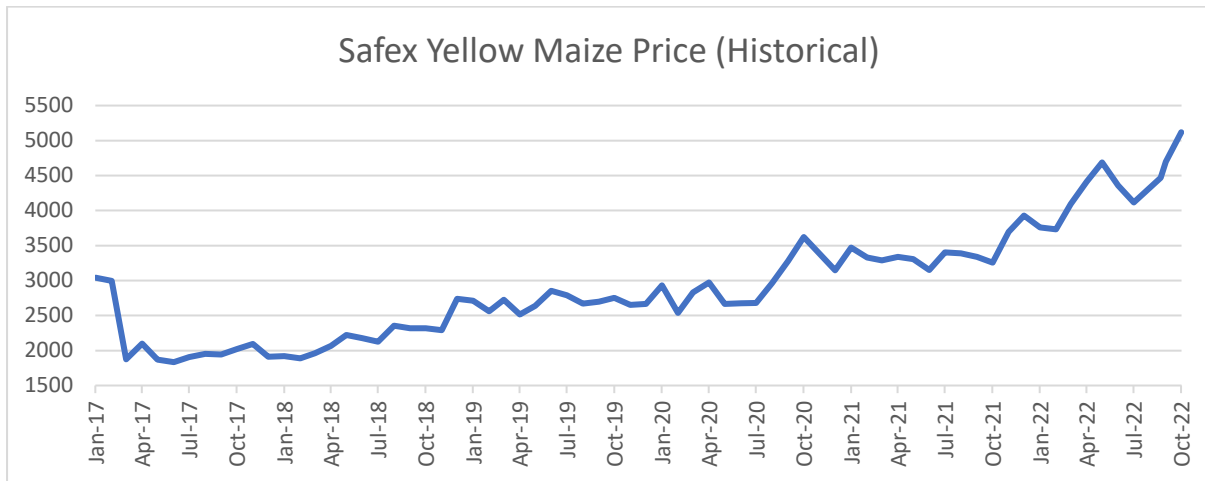
## **REPORT ON THE HISTORICAL SAFEX PRICES AS WELL AS THE FUTURE SAFEX PRICES OF YELLOW MAIZE AND SOYBEANS AS ON 14 NOVEMBER 2022**

(Prepared by the Office of SAMPRO)

### **Background**

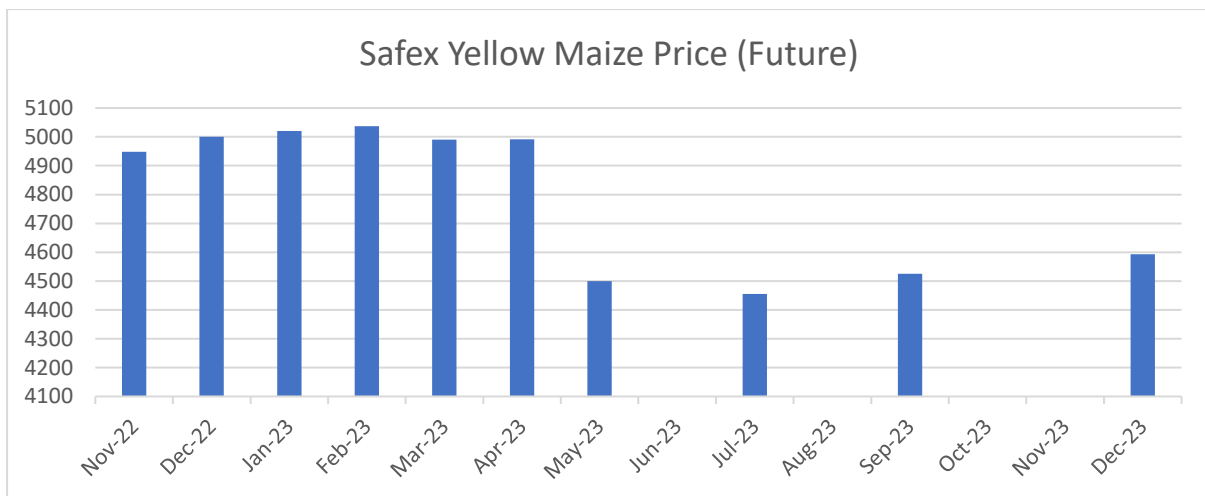
1. During the Industrial Information Work Group meeting of Milk SA, dated 25 January 2022, it was decided that the Office of SAMPRO should submit a monthly report on the historical as well as future Safex price of maize and soybeans.
  
2. The historical and future price movements of maize and soybeans are portrayed within the following four graphs:
  - **Historical Safex** price information with respect to Yellow Maize for the period January 2017 to October 2022 (see Graph 1);
  - **Future Safex** price information with respect to Yellow Maize for the period November 2022 to December 2023 as recorded on 14 November 2022 (see Graph 2);
  - **Historical Safex** price information with respect to Soybeans for the period January 2017 to October 2022 (see Graph 3); and
  - **Future Safex** price information with respect to Soybeans for the period November 2022 to December 2023 as recorded on 14 November 2022 (see Graph4).

**Graph 1: Historical Safex Price – Yellow Maize (January 2017 to October 2022)** <sup>1)</sup>



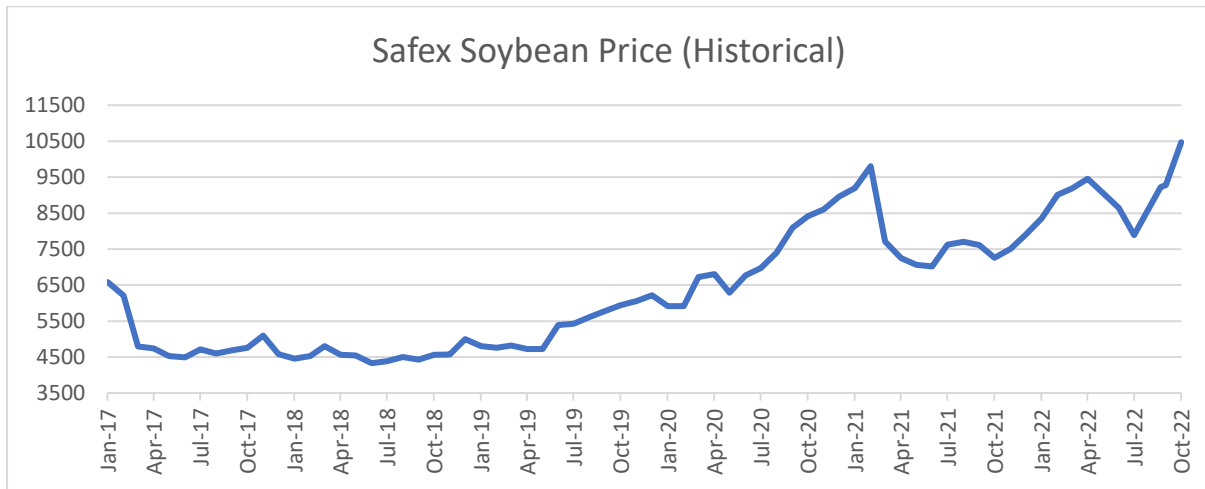
1) Source: Grain SA (14 November 2022)

**Graph 2: Future Safex Price – Yellow Maize (November 2022 to December 2023)** <sup>2)</sup>  
as recorded on 14 November 2022



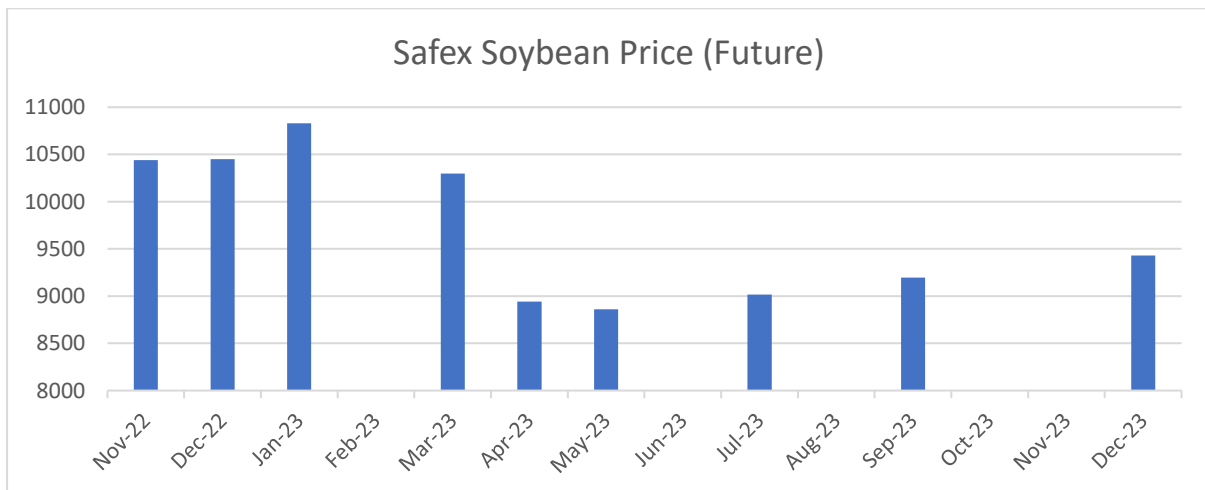
2) Source: Grain SA (14 November 2022)

**Graph3: Historical Safex Price – Soybean (January 2017 to October 2022)** <sup>3)</sup>



3) Source: Grain SA (14 November 2022)

**Graph 4: Future Safex Price – Soybean (November 2022 to December 2023)** <sup>4)</sup>  
as recorded on 14 November 2022



4) Source: Grain SA (14 November 2022)

3. The Crop Estimates Committee (CEC)<sup>5)</sup> has published their ninth production forecast for summer crops for 2022 as well as the plant intentions for summer crops for 2023. The areas planted and crop estimates for maize and soybeans are as follows:

**Table 1**

Crop	Plant intentions 2023 Ha (A) as mid Oct 2022	Area planted 2022 Ha (B)	9 <sup>th</sup> forecast 2022 Tons (C) as on 26 Oct 2022	Change % (A) / (B)
<b>Commercial:</b>				
White maize	1 502 000	1 575 000	7 789 750	-4,6
Yellow maize	1 089 000	1 048 000	7 539 350	+3,9
<b>Total maize</b>	<b>2 591 000</b>	<b>2 623 000</b>	<b>15 329 100</b>	<b>-1,2</b>
Soybeans	1 075 000	925 300	2 201 000	+16,2

**Compiled by: Jan Theron**

**Researcher: SAMPRO**

**14 November 2022**

---

5) *The members of the CEC are as follows:  
3 members who are officials of the Department of Agriculture, Land Reform and Rural Development  
9 members who are officials of the Provincial Departments of Agriculture  
3 members who are officials of the Agricultural Research Council (one each from the Institute for Soil, Climate and Water; the Small Grain Institute and the Institute for Grain Crops)  
1 member who is an official of Stats SA  
1 member who is an official of the Bureau for Food and Agricultural Policy*

*Note: Organisations involved in grain trading (buying and selling of grain) do not serve on the Committee*