

# DAIRY DIGITS



## OCTOBER 2023

Dairy Digits is a Milk SA feature. It is also available on the Milk SA website: [milksa.co.za](http://milksa.co.za).

**Table 1** Key market indicators

Item	Period	Value	Percentage change (same period previous year)
Unprocessed milk purchased ('000 tonnes)	2021 <sup>1</sup>	3 403	-0,71%
Unprocessed milk purchased ('000 tonnes) estimate	2022 <sup>1</sup>	3 350	-1,56%
Unprocessed milk purchased ('000 tonnes) estimate	July 23 <sup>1</sup>	251	-2,44%
Unprocessed milk purchased ('000 tonnes) estimate	Jan 23 <sup>1</sup> -July 23 <sup>1</sup>	1 744	-1,74%
Dairy imports ('000 tonnes)	2022 <sup>2</sup>	52,9	-30,0%
Dairy imports ('000 tonnes)	Jan 23 <sup>2</sup> -June 23 <sup>2</sup>	25,9	-1,8%
Dairy exports ('000 tonnes)	2022 <sup>2</sup>	51,9	+1,9%
Dairy exports ('000 tonnes)	Jan 23 <sup>2</sup> -June 23 <sup>2</sup>	26,7	+9,8%
Dairy exports inclusive of sales to other SACU countries ('000 tonnes) <sup>5</sup>	Jan 23 <sup>2</sup> -June 23 <sup>2</sup>	90,4	-1,8%
Producer price index of unprocessed milk (base Dec 20 = 100) <sup>3</sup>	July 23 <sup>3</sup>	148,2	+16,0%
Farm requisite price index (base 2015 = 100) <sup>4</sup>	Oct 22 <sup>4</sup>	154,4	+11,3%
Producer price index of dairy products (base Dec 20 = 100) <sup>3</sup>	July 23 <sup>3</sup>	135,5	+11,7%

Source:

<sup>1</sup> Milk SA returns

<sup>2</sup> SARS statistics supplied by SAMPRO

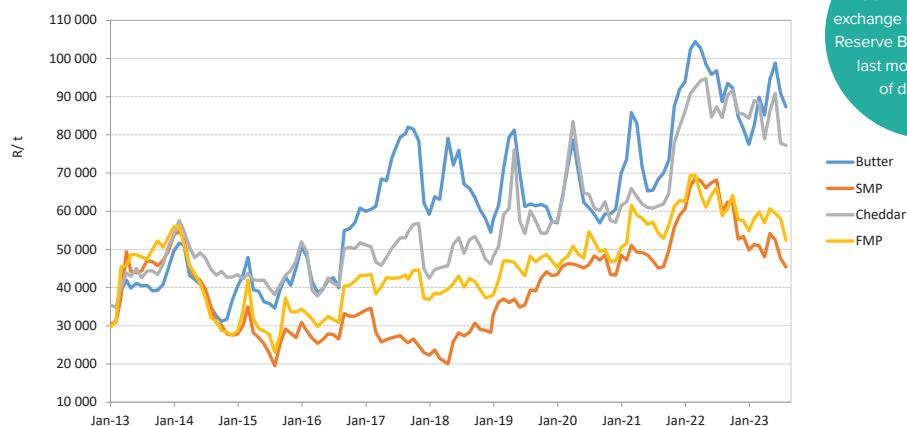
<sup>3</sup> Stats SA PPI index

<sup>4</sup> Department of Agriculture, Land Reform and Rural

Development (DALRRD) price index of farm requisites

<sup>5</sup> SARS statistics supplied by Agri Inspec

**Figure 1** International dairy product prices (free on board), Jan 2013–Aug 2023

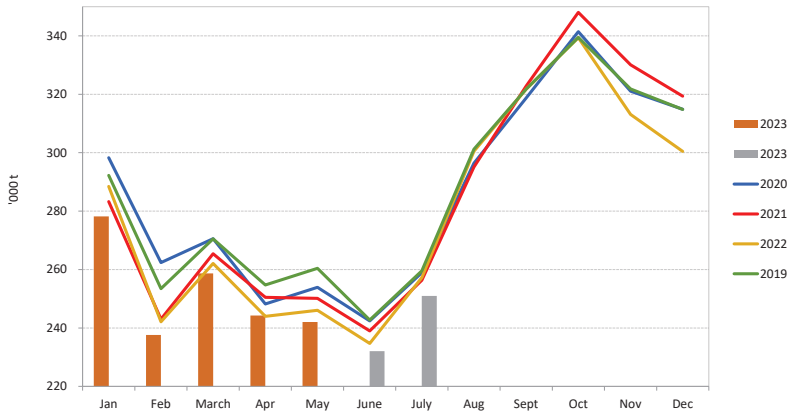


Source: USDA price surveys, exchange rate South African Reserve Bank middle rates, last month – average of daily closing values.

— Butter  
— SMP  
— Cheddar  
— FMP

**Acronyms and abbreviations:** Milk South Africa (Milk SA) • Milk Producers' Organisation (MPO) • South African Milk Processors' Organisation (SAMPRO) • Statistics South Africa (Stats SA) • South African Revenue Service (SARS) • United States Department of Agriculture (USDA) • producer price index (PPI) • consumer price index (CPI) • Department of Agriculture, Land Reform and Rural Development (DALRRD) • full-cream milk powder (FMP) • skimmed milk powder (SMP) • ultra-high temperature (UHT) processed

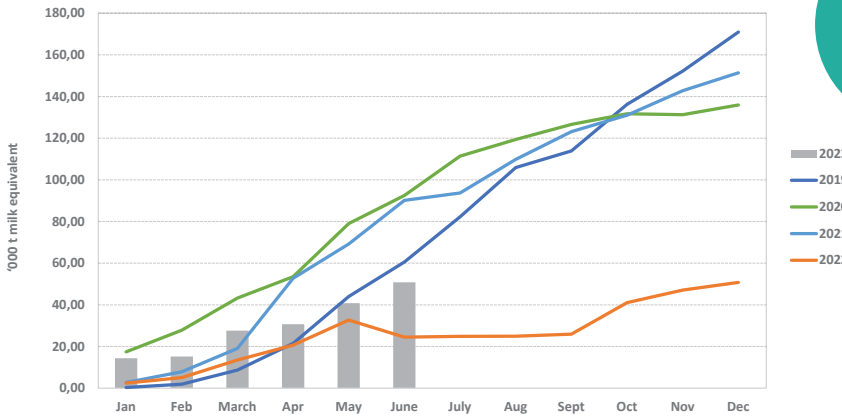
**Figure 2** Monthly unprocessed milk purchase trends, Jan 2020–Jul 2023



Source: Milk SA statistics.  
 Note: Each year's figures are assessed, reviewed, and finalised by 31 March of the ensuing year.

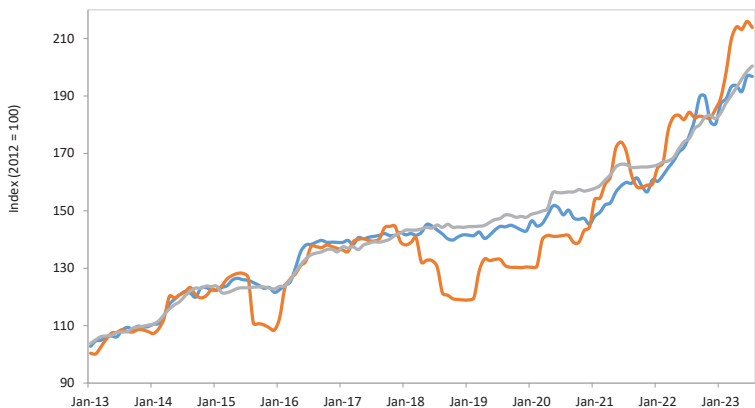
\* Last two months preliminary: sample survey  
 \* Feb 2020 = 29 days

**Figure 3** Monthly cumulative net imports, milk equivalent, Jan 2020–Jun 2023



Source: MPO calculation from SARS data supplied by SAMPRO.

**Figure 4** PPI indices of unprocessed milk and dairy products, and the CPI of milk, cheese, and eggs, Jan 2013–Jul 2023



Source: Stats SA PPI and CPI information, [statssa.gov.za](http://statssa.gov.za).

This publication is compiled from sources that are deemed reliable. However, Milk SA and the contributors to the publication accept no responsibility for the accuracy of the information. The information is, furthermore, intended to provide market signals only and Milk SA indemnifies itself against any actions based on this information.