



REPORT ON THE HISTORICAL AND FUTURE SAFEX PRICES
OF YELLOW MAIZE AND SOYBEANS
AS ON 14 APRIL 2025

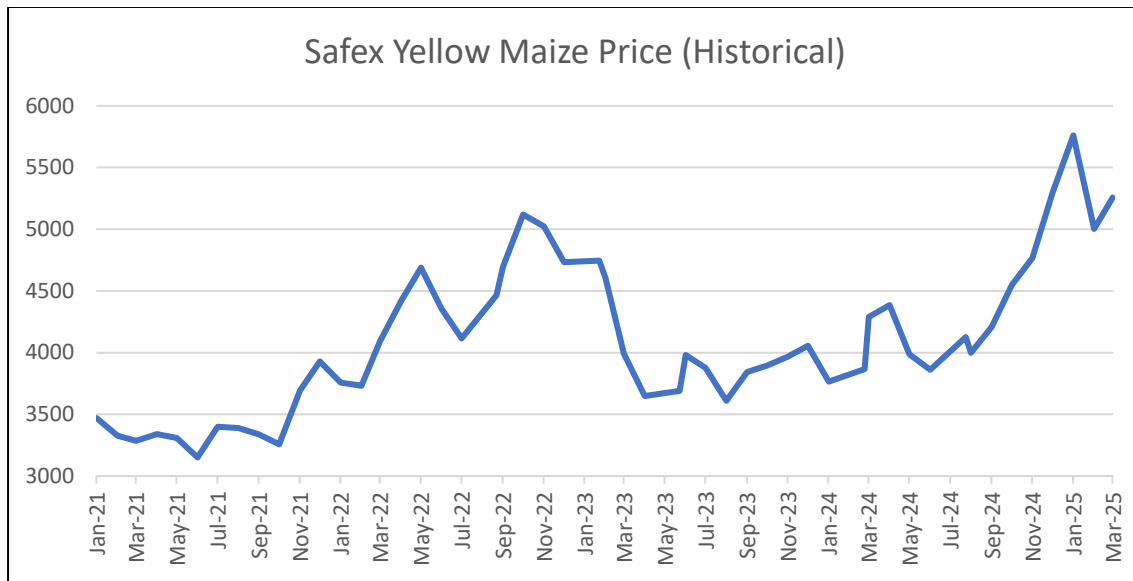
(Prepared by the Office of SAMPRO)

Background

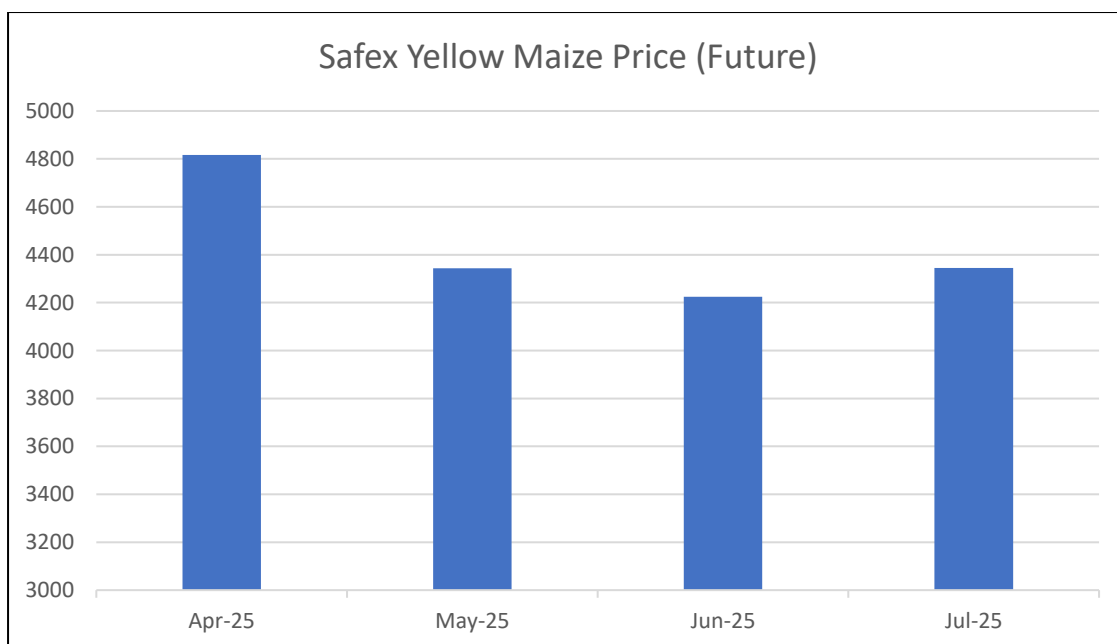
During the Industry Information Work Group meeting of Milk SA, dated 25 January 2022, it was decided that the Office of SAMPRO should submit a monthly report on the historical as well as future Safex price of yellow maize and soybeans.

1. The historical and future price movements of yellow maize and soybeans are portrayed within the following four graphs:
 - **Historical Safex** price information with respect to Yellow Maize for the period January 2021 to March 2025 (see Graph 1);
 - **Future Safex** price information with respect to Yellow Maize for the period April 2025 to July 2025 as recorded on 14 April 2025 (see Graph 2);
 - **Historical Safex** price information with respect to Soybeans for the period January 2021 to March 2025 (see Graph 3); and
 - **Future Safex** price information with respect to Soybeans for the period April 2025 to July 2025 as recorded on 14 April 2025 (see Graph 4).

Graph 1: Historical Safex Price – Yellow Maize (January 2021 to March 2025) ¹⁾



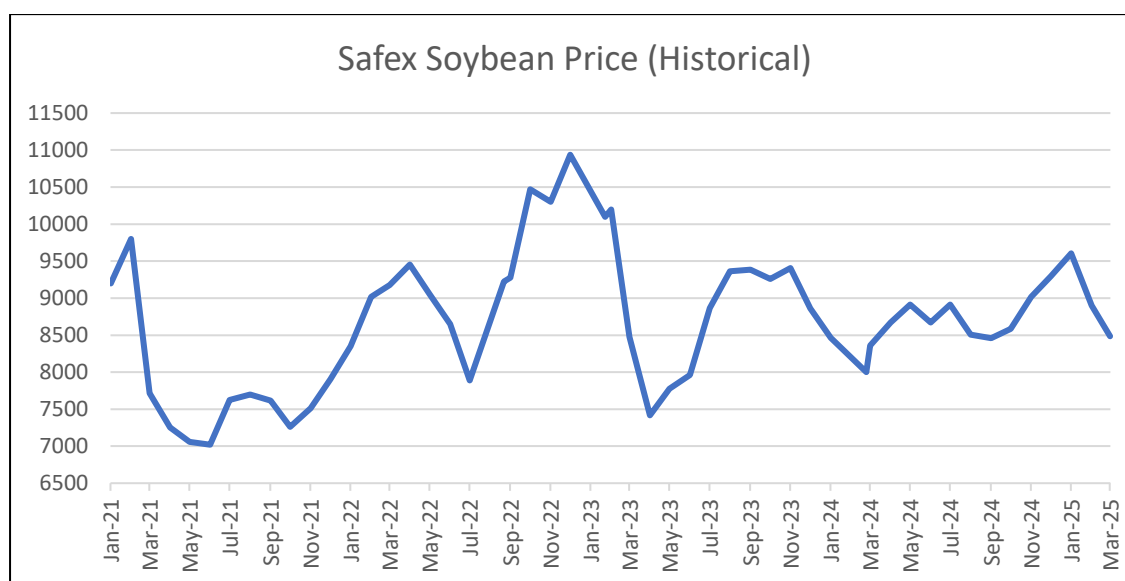
Graph 2: Future Safex Price – Yellow Maize (April 2025 to July 2025) ²⁾
as recorded on 14 April 2025



1)&2)

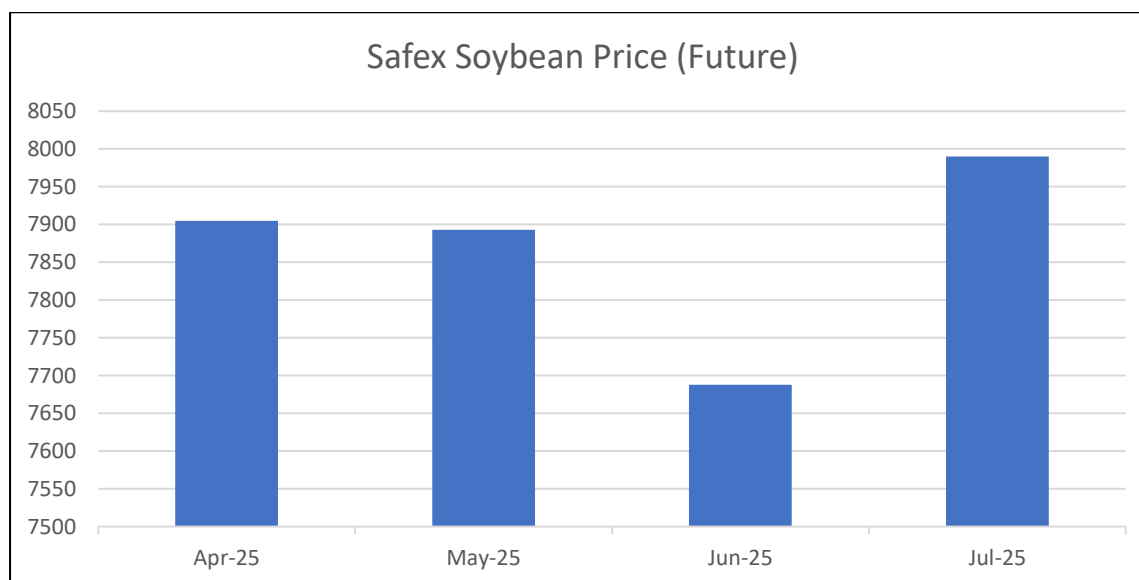
Source: Grain SA or Senwes (14 April 2025).

Graph3: Historical Safex Price – Soybean (January 2021 to March 2025) ³⁾



Graph 4: Future Safex Price – Soybean (April 2025 to July 2025) ⁴⁾

as recorded on 14 April 2025



3)&4)

Source: Grain SA or Senwes (14 April 2025).

2. The Crop Estimates Committee (CEC)⁶⁾ has published their **second production forecast (2024/2025 production season)** for maize and soybeans on **26 March 2025**. The following two tables contain information in respect of maize and soybeans of the areas planted in each of the past 4 years and the estimates for the **2024/2025 production season** (Table 1) as well as the crop sizes that have been realised in each of the past four years and the **second production forecast for the 2024/2025 production season** in Table 2.

Table 1

Total area planted with maize and soybeans since the 2020/2021-production season

Crop	Area planted (Ha) (for each production season)					
	2020/2021 (A)	2021/2022 (B)	2022/2023 (C)	2023/2024 (27-11-2024) (D)	2024/2025 (27-02-2025) (Final Estimate) (E)	Change % (D/E)
White maize	1 691 900	1 575 000	1 521 300	1 554 750	1 599 700	+2.89%
Yellow maize	1 063 500	1 048 000	1 064 800	1 081 500	997 000	-7.81%
Total maize	2 755 400	2 623 000	2 586 100	2 636 250	2 596 700	-1.50%
Soybeans	827 100	925 300	1 148 300	1 150 500	1 151 000	0.04%
Non-Commercial Maize						
Maize	362 900	378 000	358 620	347 000	N/A	
Maize: Commercial and Non-Commercial						
Total Maize RSA	3 118 300	3 001 800	2 944 720	2 983 250	N/A	

3. The information regarding the **Non-Commercial Maize planted area** will become available during April 2025.

6) The members of the CEC are as follows:

4 members who are officials of the Department of Agriculture, Land Reform and Rural Development of which one is the Chairperson

9 members who are officials of the Provincial Departments of Agriculture

3 members who are officials of the Agricultural Research Council (one each from the Institute for Soil, Climate and Water; the Small Grain Institute and the Institute for Grain Crops)

1 member who is an official of Stats SA

1 member who is an official of the Bureau for Food and Agricultural Policy

Note: Organisations involved in grain trading (buying and selling of grain) do not serve on the Committee

Table 2

Total production of maize and soybeans since the 2020/2021-production season

Crop	Production (Tons) (for each production season)					
	2020/2021 (A)	2021/2022 (B)	2022/2023 (C)	2023/2024 (13-02-2025) (Final) (D)	2024/2025 (26/3/2025) (2 nd Estimate) (E)	Change % (D/E)
Commercial						
White maize	8 600 000	7 850 000	8 505 000	6 055 000	7 695 200	27.09%
Yellow maize	7 715 000	7 620 000	7 925 000	6 795 000	6 863 400	1.01%
Total maize	16 315 000	15 470 000	16 430 000	12 850 000	14 558 600	13.30%
Soybeans	1 897 000	2 230 000	2 770 000	1 848 000	2 389 925	29.32%
Non-Commercial Maize						
Maize	636 440	667 000	664 040	575 000	N/A	N/A
Maize: Commercial and Non-Commercial						
Total Maize RSA	16 951 440	16 137 000	17 094 040	13 425 000	N/A	N/A

4. The information regarding the Non-Commercial Maize production estimate will become available during April 2025
5. Please note that the CEC will publish their **third summer crop estimate for 2025 (2024/2025 production season) on 30 April 2025.**

Compiled by: Jan Theron

Researcher: SAMPRO

14 April 2025