

REPORT ON THE HISTORICAL SAFEX PRICES AS WELL AS THE FUTURE SAFEX PRICES OF YELLOW MAIZE AND SOYBEANS AS ON 11 APRIL 2022

(Prepared by the Office of SAMPRO)

Background

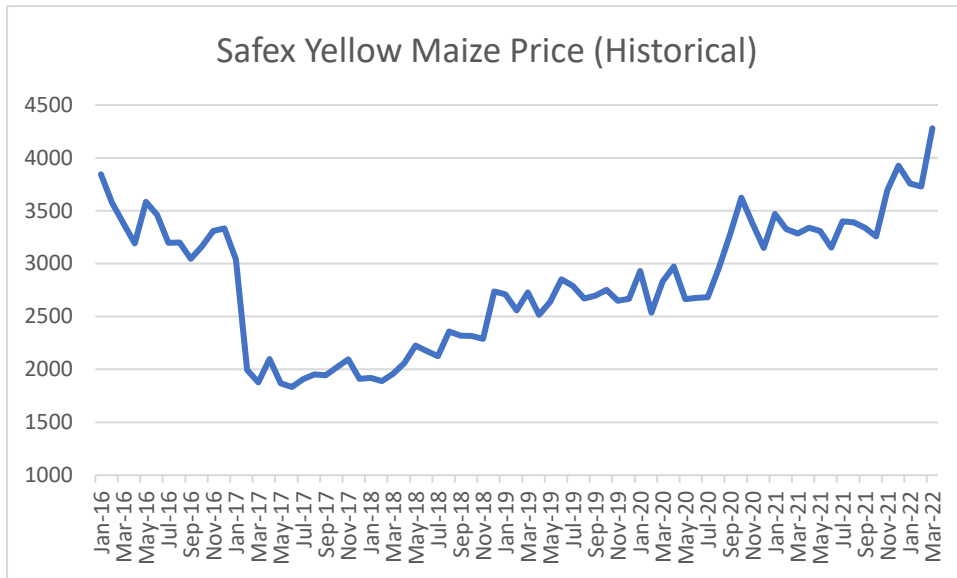
1. During the Industrial Information Work Group meeting, dated 25 January 2022, it was decided that the Office of SAMPRO should submit a monthly report on the position of the historical as well as future Safex price of maize and soybeans.
2. The invasion of the Ukraine by Russia and the reaction of other countries, include comprehensive trade sanctions, will have an impact on the broader economy. It will also have an effect on the future price of Wheat and Maize as both these countries are major producers of these commodities.

Safex historical and future prices of maize and soybeans

3. The historical and future price movements are portrayed within the following four graphs:
 - **Historical Safex** price information with respect to Yellow Maize for the period January 2016 – March 2022 (see Graph 1);
 - **Future Safex** price information with respect to Yellow Maize for the period April to December 2022 (see Graph 2);
 - **Historical Safex** price information with respect to Soybeans for the period January 2016 – March 2022 (see Graph 3); and
 - **Future Safex** price information with respect to Soybeans for the period April to December 2022 (see Graph 4).

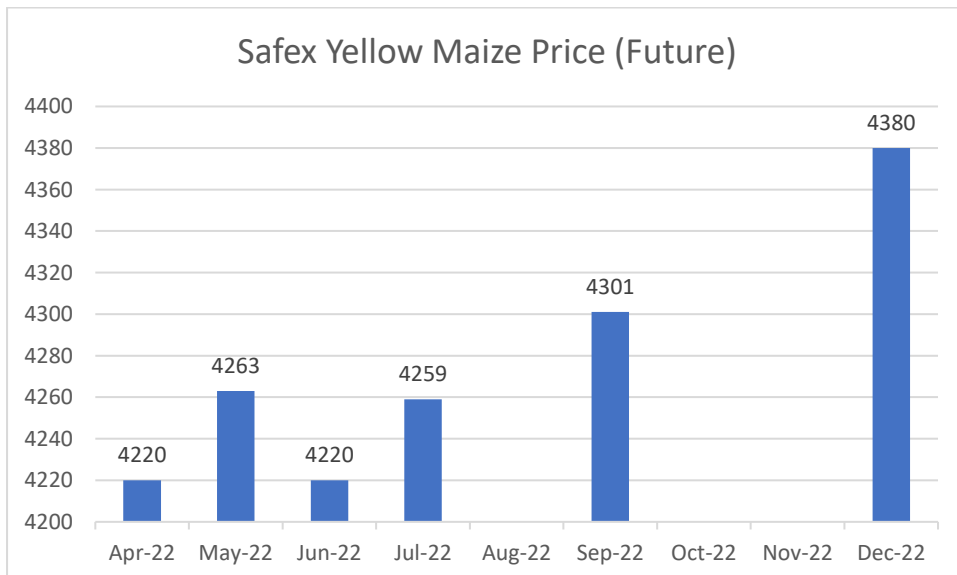
4. Graphs 1 and 2 include the Historical Safex Price and Future Safex Price of Yellow Maize.

Graph 1: Historical Safex Price – Yellow Maize (January 2016 – March 2022) ¹⁾



1) Source: Grain SA (11 April 2022)

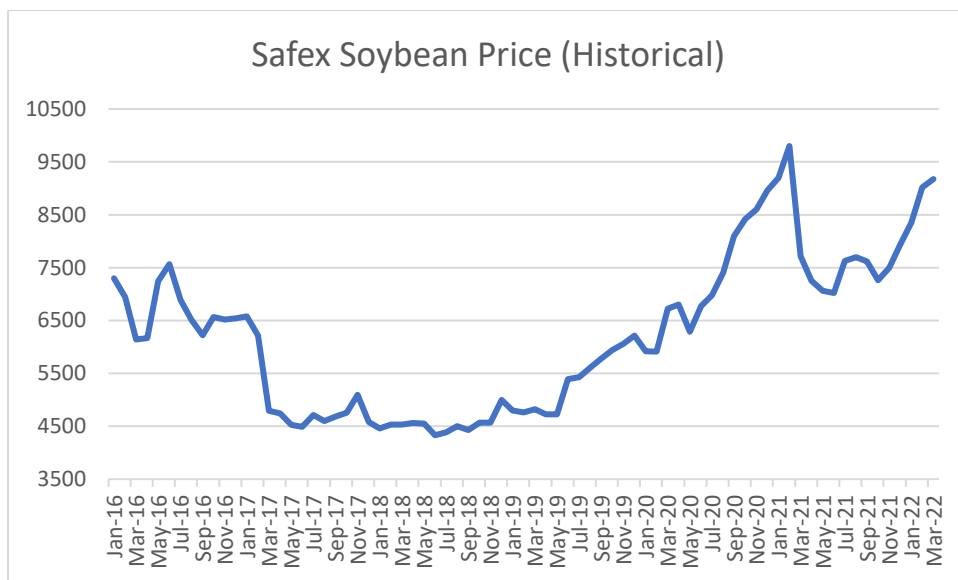
Graph 2: Future Safex Price – Yellow Maize (April 2022 – December 2022) ²⁾



2) Source: Grain SA (11 April 2022)

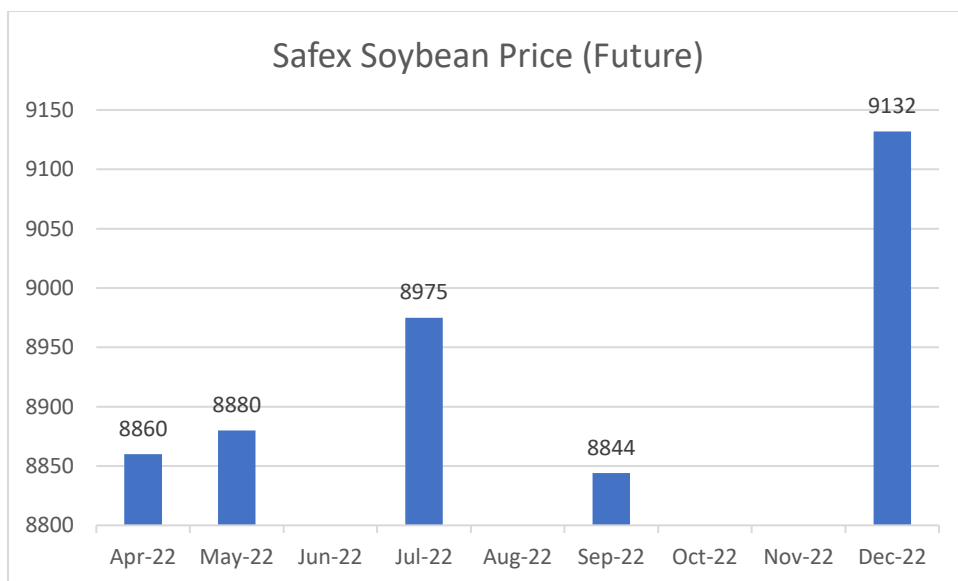
- Graphs 3 and 4 include the Historical Safex Price and Future Safex Price of Soybeans.

Graph3: Historical Safex Price – Soybean (January 2016 – March 2022) ³⁾



3) Source: Grain SA (11 April 2022)

Graph 4: Future Safex Price – Soybean (April 2022 – December 2022) ⁴⁾



4) Source: Grain SA (11 April 2022)

Areas planted and crop estimates in respect of maize and soybeans as on 11 April 2022

6. The Crop estimates committee (CEC) has published their revised areas planted and second production forecast for summer crops for 2022 on 28 March 2022. The areas planted and crop estimates for maize and soybeans are as follows:

Table 1

Crop	Area planted 2022 Ha (A)	2st forecast 2022 Tons (B)	1st forecast 2022 Tons (C)	Area planted 2021 Ha (D)	Final crop 2021 Tons (D)	Change % (B) / (C)
White maize	1 575 000	7 569 550	7 535 100	1 691 900	8 600 000	+0,46
Yellow maize	1 048 000	7 114 500	6 992 850	1 063 500	7 715 000	+1,74
Total maize	2 623 000	14 684 050	14 527 950	2 755 400	16 315 000	+1,07
Soybeans	925 300	1 885 850	1 821 400	827 100	1 897 000	+3.54

Compiled by: Jan Theron

Researcher: SAMPRO

11 April 2022